



## Pre-K 2 Newsletter

St. Michael's Catholic Academy

May 4, 2020

Dear Families,

Welcome to the month of May! Our class plant has started to grow! I will share how much taller our plant has grown throughout the week. We will begin our unit of study on insects this week. Insects are the largest group of animals on earth. We will learn about the life cycle of a butterfly through stories, songs and poems. Once again, thank you for all your support during this time. Your efforts mean so much to us, and we appreciate all the photos that you send. Please continue to view Class Dojo posts daily for attendance.

Ms. Denise, Ms. Becca & Ms. Shania

Monday May 4, 2020

**"From Caterpillar to Butterfly"** by Deborah Hellingman

<https://www.youtube.com/watch?v=IltvNJ6YY98>

**Life cycle of a Butterfly:**

<https://www.youtube.com/watch?v=O1S8WzwLPIM>

**Parts of an Insect:**

<https://www.youtube.com/watch?v=3166nK3Gym8>

**\*We can make butterfly sponge stamps...**

- You can use a box as the base of the activity.
- Cover it with a piece of aluminum foil to make it exciting and shiny.
- Wrap a rubber band around the middle of sponges.
- Pour some paint onto a plate for the children to dip the sponge into.
- Glue on pipe-cleaners for their antennas. The children can be creative and use whatever materials are available (Coffee filters, wash cloths, gauze bandages etc.)



**\*The children can practice writing capital and lowercase letters from **Hh** to **Mm** on paper several times. Please have them write their first and last name on the top of the page.**

**Tuesday May 5, 2020**

**“The Butterfly” by Anna Milbourne**

<https://www.youtube.com/watch?v=76SEueal954>

**Metamorphosis Song by Jack Hartman**

<https://www.youtube.com/watch?v=k4PgljcarTA&index=7&list=PL4nNYrXUuePG1can4I6HnxI4Dydg-p3e&t=0s&app=desktop>

**Sesame Street Emotions:**

[https://www.youtube.com/watch?v=dO\\_I0harbQg](https://www.youtube.com/watch?v=dO_I0harbQg)

**\*Name Caterpillars! With your child, cut out small circles to create a caterpillar's body. You will need one circle for each letter of your child's first name and one additional circle for the head of the caterpillar. Ask your child to write**

their name, using one circle for each letter of their name. They can draw a face and antenna on their caterpillar.



\*Please have your child draw a picture of 1 red butterfly, 2 blue butterflies, 3 purple butterflies, 4 yellow butterflies, and 5 orange butterflies. Please encourage them to write the number and color next to the butterfly they draw in their notebook. Please have them write their first and last name on the top of the page.

Wednesday May 6, 2020

**“Some Bugs”** by Angela Diterlizzie


**I Like Bugs Song:**

<https://www.youtube.com/watch?v=CQbQB9zTDMk>

**Master Jason’s Taekwondo video:**

<https://wetransfer.com/downloads/c5fc475bd9b4d0bdaecff77500946e4220200503104513/dc6443547bff67307024661ce4538d1e20200503104542/07420e>

\*The children can make their own ladybugs using available materials. They can use paper plates, construction paper, pipe cleaners, markers, crayons, paint etc. The children can count the number of spots they put on their ladybug. The children should also remember that insects have 6 legs and 2 antennas.



\*The children can go on a letter hunt around the house. Put the letters of the alphabet in a mystery bag or bowl and have them pull out a letter. Whichever letter they pick, have them say the name of the letter and search for items that begin with the sound that letter makes. (i.e. they pick letter **T** and they find a **t**owel)



Thursday May 7, 2020

**"The Very Quiet Cricket"** by Eric Carle

[https://www.youtube.com/watch?v=GR\\_VvLciJTM](https://www.youtube.com/watch?v=GR_VvLciJTM)

**10 Interesting Insects Video:**

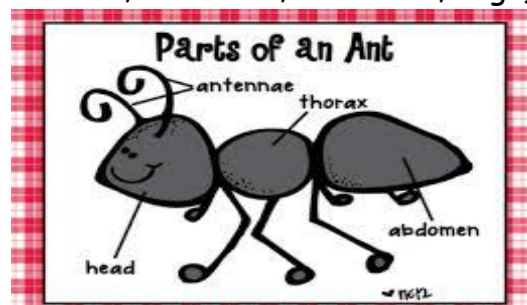
<https://www.youtube.com/watch?v=uiqDniB8T6A>

**Sesame Street- Taking Turns**

<https://www.youtube.com/watch?v=laQHojSTTuE>

\*Count and move! The children can move and count. Clap, snap, twist, jump, tap - pick a card with a number on it and count and move to that number. (i.e. child picks number 10 and chooses to clap and count to 10)

\*The children can draw a picture of their favorite bug. They can write the name of the bug on their paper and label the parts of the insect. (Head, Thorax, Abdomen, Antennae, Legs)



Friday May 7, 2020

**Bugs, Bugs, Bugs** by Bob Barner

<https://www.youtube.com/watch?v=H6HKXuzOlk>

**Kids Vocabulary - Bugs:**

<https://www.youtube.com/watch?v=tkSBMUzZUAs>

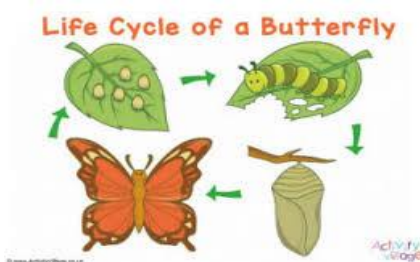
**Walking, Walking Song:**

<https://www.youtube.com/watch?v=pKqnSRDzkgw>

\*Have your child draw the Life Cycle of a Butterfly in four simple stages:

1-Egg 2-Caterpillar 3-Chyrisalis 4-Butterfly

Have your child try labelling the pictures with the number and the words.



\*Memory game - Show your child a tray of household items, then cover it with a cloth. While they close their eyes, take one item off the tray. Then, have your child try to figure out what is missing from the tray.

\*\*All activities can be adapted to use whatever items the children have available.

\*\*The last Taekwondo session is on May 6<sup>th</sup>.

\*\*One of the experiences we had planned for the students during our Living Things Unit was to observe the change from a caterpillar to a butterfly - this can still be a great experience at home. If you are interested in watching live caterpillars experience this change with your child at home, visit <https://www.insectlore.com> to purchase a butterfly growing kit!